

Library Locations

AIRWAY HEIGHTS
1213 S Lundstrom St
509.893.8250

ARGONNE
4322 N Argonne Rd
509.893.8260

CHENEY
610 First St
509.893.8280

DEER PARK
208 S Forest Ave
509.893.8300

FAIRFIELD
305 E Main St
509.893.8320

MEDICAL LAKE
321 E Herb St
509.893.8330

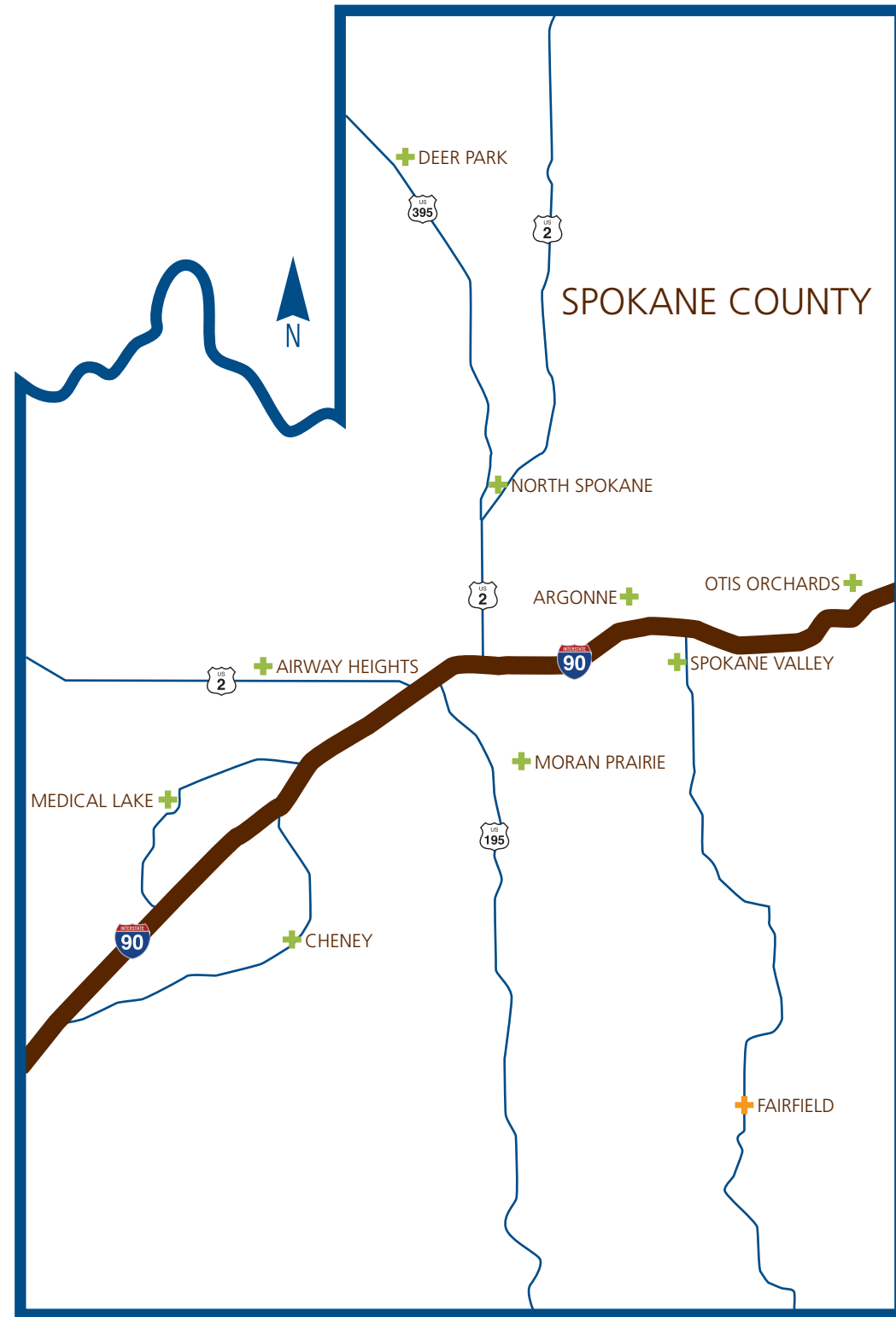
MORAN PRAIRIE
6004 S Regal St
509.893.8340

NORTH SPOKANE
44 E Hawthorne Rd
509.893.8350

OTIS ORCHARDS
22324 E Wellesley Ave
509.893.8390

SPOKANE VALLEY
12004 E Main Ave
509.893.8400

ONLINE LIBRARY
www.scl.d.org



COMMUNITY IMPACT PLAN: 2014 Report Card





2014 ANNUAL REPORT FINANCIAL INFORMATION

A property tax levy of 50¢ per \$1,000 of assessed valuation in the District service area accounts for more than 96% of annual funding. Remaining revenue is derived from interest earnings, contract fees, other fees and charges, and miscellaneous revenues, such as gifts and donations.

REPORT CARD

As the Spokane County Library District completes the second year of a three-year Community Impact Plan (CIP), we continue to learn the best direction of our resources and programs to meet our goals and objectives. One of the benefits of the CIP is that it has provided a framework within which we can plan and execute our programs and services with greater intentionality.

Much like the previous year, the District met or exceeded the anticipated numbers for some objectives, came close while not quite reaching others, and yet still has more work to do in order to reach the rest. The objectives were written with a certain degree of ambition and a willingness to take risks. Those that we have yet to meet provide additional push to pursue them with greater focus. Those that we've met—and in some cases eclipsed—demonstrate that we may have hit our stride in those areas. Those in which we've seen some decline, when compared to the previous year, suggest capacity issues and other tension points we need to investigate further for potential solutions.

The following report is broken down by service priority.

2014 AT A GLANCE


Visits to libraries	1,370,167
Card holders	117,177
Library programs	2,891
Attendance at programs	77,347
Meeting room reservations	3,462
Items checked out.....	2,681,160
of those, digital.....	333,048

2014 BOARD OF TRUSTEES

Tim Hattenburg, Chair
 Mark Johnson, Vice Chair
 John Craig, Trustee,
 Kristen Thompson, Trustee (replaced Dan Davis in May 2014)
 Sonja Carlson, Trustee (replaced Sean Morrow in Sep 2014)

THE RESULTS

Revisions have been made to several objectives to better align with the resources and opportunities available. Revisions are noted in a detailed copy of the full CIP progress report, which is available from the Library District's website. Here is a summary of our progress in 2014.



1 DEVELOP YOUNG LEARNERS

- + Sixty-one (61) programs for parents, teachers, and caregivers were offered, and collaborative partnerships with early learning agencies increased 56% compared with 2012.
- + In 2014, there were 43,901 young children and their parents/caregivers attending early learning programs.
- + All libraries have at least 5 interactive discovery stations. Spokane Valley Library has eight and North Spokane has nine.

2 EXPLORE AND DISCOVER

- + There were 75 community experts who shared their knowledge in library programs, and the District offered 131 community interest-driven programs.
- + Items in the District's collection were borrowed an average of 5.3 times during the year and use of digital resources increased by 45%.
- + 15,264 school-aged children attended library programs in 2014.

3 SUPPORT JOB SEEKERS AND LOCAL BUSINESSES

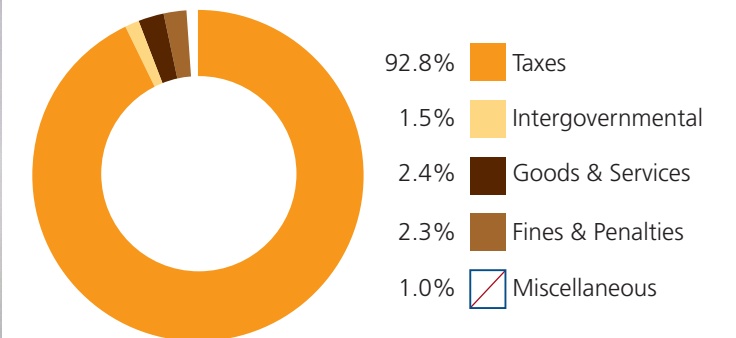
- + The Library District saw a 94% increase in use of career, test preparation, and higher education resources; and 74 career-related programs were offered. Last year, 1193 people attended job skill and career-development activities.
- + In business partnerships, the District provided 37 business support opportunity programs and offered 343 collaborative programs with 53 different organizations.
- + The District distributed approximately 250 business library cards since October 2014, these cards give businesses instant access to online tools.

4 CONNECT COMMUNITIES

- + Community-specific sections of the District's website have been created with a goal of helping more people become connected in their communities. There were 106,787 visits to these sections of the website in 2014. In addition, there were 17 blog posts with community contributions, and 171 community comments.
- + Community use of library meeting spaces increased by 10% in 2014.
- + On average, each library showcased 12 local authors and/or artists.

REVENUES

Taxes.....	10,379,656
Intergovernmental	169,706
Goods and Services.....	263,968
Fines & Fees	259,281
Miscellaneous	116,787
Total Revenues	\$11,189,398



EXPENDITURES

Salaries	5,868,822
Benefits	1,716,420
Library Materials	1,408,408
Services.....	1,678,917
Supplies.....	169,633
Capital Expenditures	296,589
Other Expenditures	19,471
Total Expenses.....	\$11,158,260

